



Webex Update

Hybrid classrooms and more...




Evelyn Slavenburg

Michael Costantini

Cisco's blueprint for the **hybrid learning experience**



Empower Remote Learning
Students, Teachers, Administrators



Enable Safe Returns to
Classrooms




Events
New students, Teachers, Parents

One tool to manage and easily
get insights into all your learning needs.


Webex for Education: What's new

* Eind KJ



Teachers and Students

- Breakout Rooms with video
- Secure lobby options
- Simplified teacher-aide co-hosting
- Hard mute options
- Hand-raising indicator rises to the top
- Babblelabs; ultra noise cancellation*




IT Admin

- Predefined security templates
- Expanded LMS integrations:
 - + Schoology

Make distance learning easy, engaging, and secure

Work with the tools you use today

Cisco Webex Education Connector – now supports Schoology!



Deeply integrated with leading learning management systems

Teach/attend live classes remotely

Message 1:1 and create teams

Hold meetings and office hours

Share files, collaborate and iterate



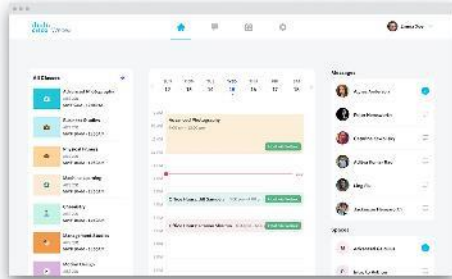
Introducing Cisco Webex Classrooms



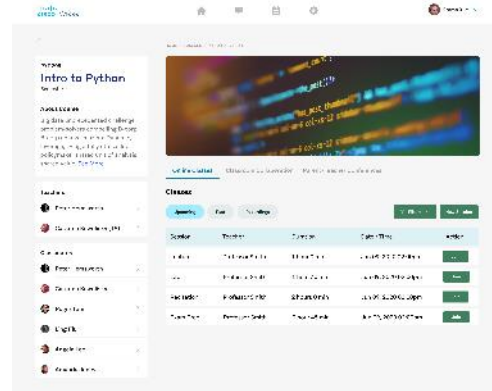
The screenshot displays the Cisco Webex Classrooms web application interface. At the top, the Cisco Webex logo is on the left, and navigation icons (home, chat, calendar, settings) are in the center. The user profile 'Emma Xue' is on the right. The main content area is divided into four panels. The left panel, 'All Classes', lists six courses: Advanced Photography, Business Studies, Physical Fitness, Machine Learning, Chemistry, and Management Studies, each with a unique icon and schedule. The center panel shows a weekly calendar for the week of the 12th to 18th, with Wednesday the 15th selected. It displays three scheduled events: 'Advanced Photography' (9:00 am - 12:00 pm), 'Office Hours: Jill Samuels' (3:00 pm - 4:00 pm), and 'Office Hours: Pranav Sharma' (5:00 pm - 6:00 pm), each with a 'Host via Webex' button. The right panel, 'Messages', lists six contacts: Agnes Anderson, Peter Hemsworth, Catarina Kewolisky, Aditya Kumar Rao, Ling Fiu, and Jackson Hemsworth, with message counts or status indicators. The bottom right panel, 'Spaces', shows a space for 'Advanced Calculus' with a count of 2. The interface is clean and modern, using a light gray color scheme with blue and green accents.

Webex Classrooms: distance learning reimagined

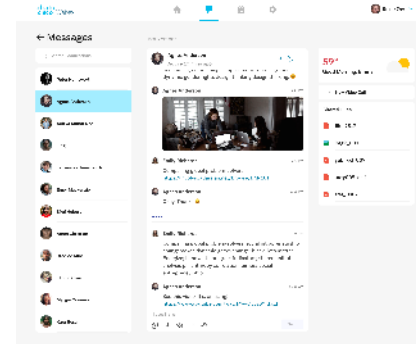
Simple, engaging, secure learning ... connect to all your learning needs in one space.



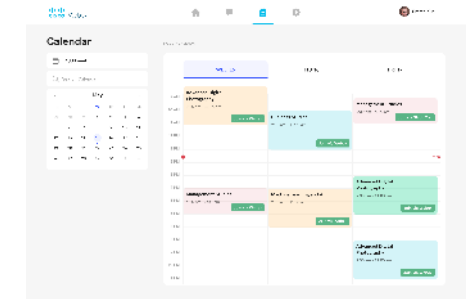
Unified view of all courses



Course details



Continuous learning



Integrated calendar

+



Links to virtual
class via video



Connects physical
classroom & devices



Automate attendance,
post class notes &
recordings



Webex Classrooms naslag

Webex Classroom: <https://blogs.cisco.com/collaboration/secure-hybrid-learning-with-webex>

Preview demo video: OVP | [YouTube](#)

Hybrid Classroom anthem video: OVP | [YouTube](#)

Webex

Our solutions

Optimize the **hygienic new normal** with **video + devices** that are all **integrated** and monitored for the best end user experience.



Webex board



Room system



Room kit



Personal device






Phone



Headset



Conference phone



Devices for every space & use case

Small spaces

Medium spaces

Large spaces

Co-create



Webex Board 55



Webex Board 70



Webex Board 85

Communicate



Room Kit Mini
Webex Room USB



Room Kit



Room Kit Plus



Room Kit Pro



DX80



Webex
Desk Pro



Room 55



Room 55D

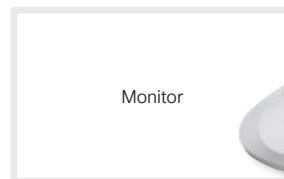


Room 70S G2
Room 70D G2



Panorama

Content share




Monitor



Webex Share

More than talking heads: immersive experiences

Hybrid classrooms engage local and remote students



Teacher sees, engages with local & remote students

Students work face-to-face on same content locally and remotely (content and context)

Immersive experiences – not just talking heads

- Full view of teacher interaction with Cisco Webex Presenter Track
- Content touch screen & multi-way interaction with Webex Board and Webex digital whiteboarding

Safe and Secure Learning Experiences

Lock the virtual classroom door



Expanded lobby security settings

- Only signed-in users can join unlocked virtual classroom meetings directly
- Remove lobby bypass for unauthenticated users - Guests must be admitted by Teacher (host)
- Configure timer to auto lock the virtual classroom
- Configure timer to eject participants in lobby after set time
- Ultra Noise Cancellation
- Virtual background


Prevent AI Robots from joining virtual classroom meetings

More dynamic learning in small groups

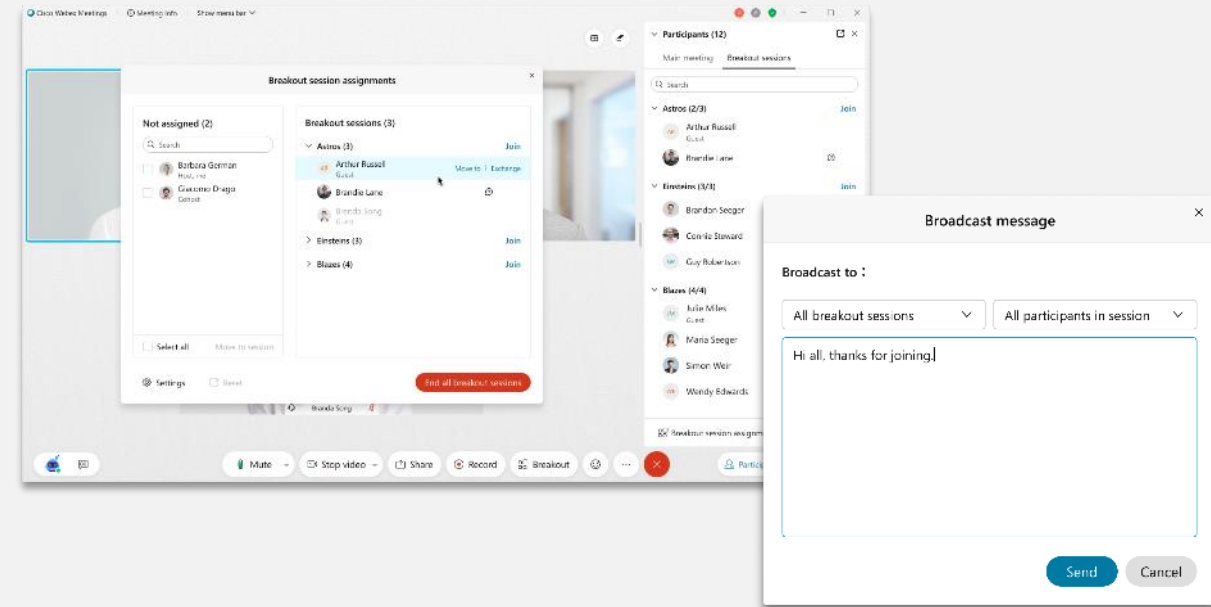
Webex enables virtual classroom video breakouts – predefined or manual



Small groups see each other & share locally



Flexible Breakout Control & Management



Pre-class prep & setup :

- Automatic or manual assignment
- Flexible breakout session options

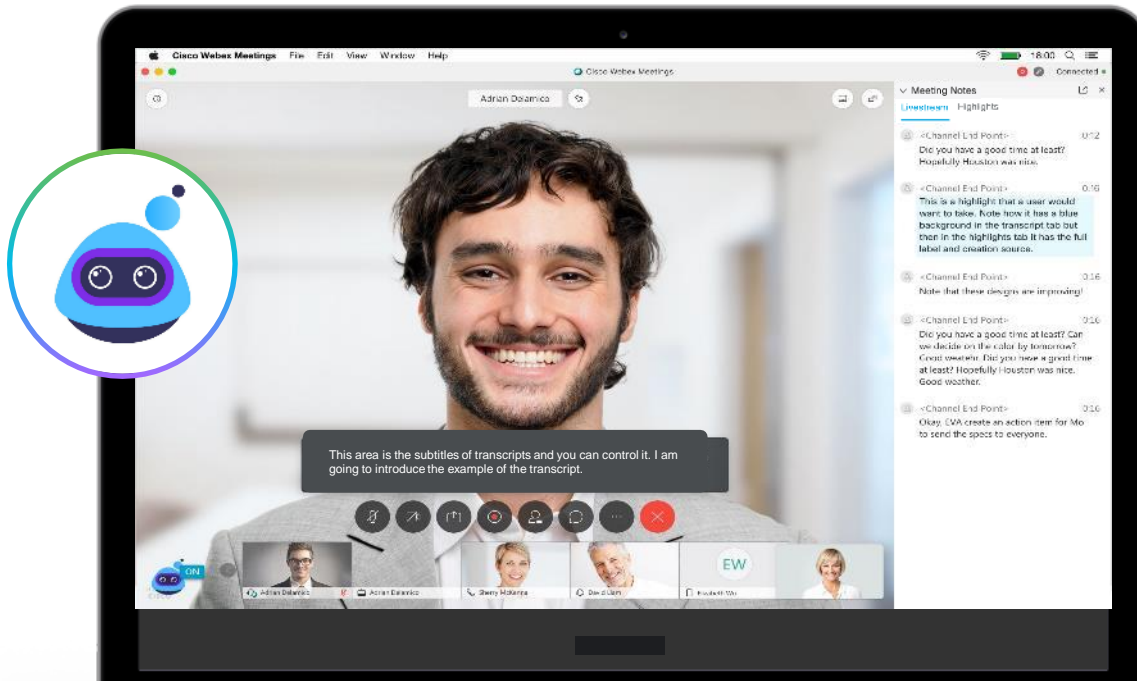
In-session management:

- Move students, create add'l breakouts
- Check-in: Hop in and out of breakouts
- Broadcast message to one or all breakouts



Never miss a class

Easily review class notes, highlights anytime



Webex Assistant captures classroom experience and automates note taking

- Easily access to recordings
- View class notes and transcripts
- Quickly scan class highlights



Webex is a secure collaborative learning platform

- Ensuring that **scheduling and hosting class** is simple, easy, and secure
- Powerful **video breakout room** experience for teamwork
- **Immersive** and engaging experiences for hybrid classrooms
- **Security built-in** for virtual and physical classrooms



Teachers



Students



Parents



IT Admin





Q&A

part 2: how does it work?

Hoe plan je een hybride les met video breakoutrooms?



Hybride les met video breakout-rooms - Meeting

File Meeting Scheduling Assistant Insert Format Text Review Help Tell me what you want to do

Delete Forward Cancel Webex Meeting Change Settings Teams Meeting Meeting Notes Cancel Invitation Address Book Check Names Response Options Show As: Busy Reminder: 15 minutes Recurrence Categorize Private High Importance Low Importance

nl-public(mailer list) contains about 52 recipients.
You haven't sent this meeting invitation yet.
This appointment is next to another one on your calendar.

Title Hybride les met video breakout-rooms

Required nl-public(mailer list) Michael Costantini

Optional

Start time ma 19-10-2020 17:00 All day Time zones

End time ma 19-10-2020 18:00 Make Recurring

Location In de klas of online via Webex

Wanneer het tijd is, kunt u hier deelnemen aan uw Webex-vergadering.

Vergaderingsnummer (toegangscode): 162 867 6296

Wachtwoord voor vergadering: ehFMJsx63U5 (34365796 op telefoons)

Deelnemen aan vergadering

Deelnemen via de telefoon

Tik om in te bellen vanaf een mobiel apparaat (alleen deelnemers)

+31.20.357.1487 Netherlands Toll

Internationale inbelnummers

Webex Settings

Meeting Information

Meeting template: Meetings: Webex Meetings-standaard

Meeting type: Webex Meetings Pro Meeting

Meeting password: ehFMJsx63U5

☐ List on public calendar

☒ Attendees can join meeting 5 minutes before starting time

☐ Don't include meeting password in email invitation

☒ Enable breakout sessions

Audio & Tracking Registration Resources

Audio connection type: Webex Audio

☒ Display global call-in numbers to attendees

☒ Attendees can also join teleconference before starting time

Entry and exit tone: No Tone

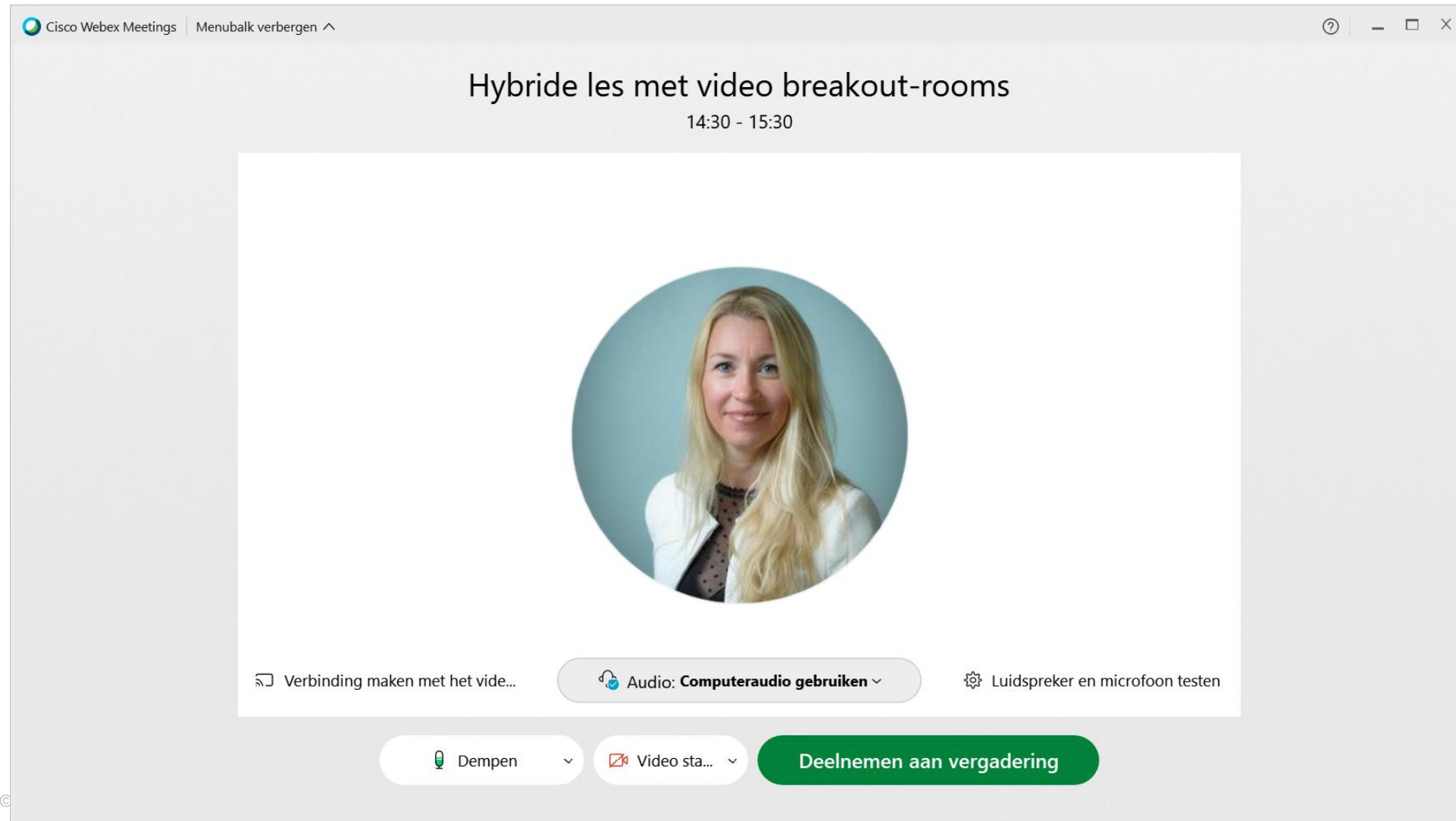
* Required fields

☐ Don't show me these settings again

OK Cancel



Vervolgens start Webex






Starten breakout-rooms

Cisco Webex Meeting

Bestand Bewerken

Spreker: Evelyn Vu




Evelyn Vurens van Es

Toewijzingen deelsessie

Niet toegewezen (1)

☐



Evelyn Vurens van Es Sl...
Host, ik

☐ Alles selecte...

Verplaatsen na...

Instellingen

Opnieuw instellen

Deelsessie (2)

+ Sessie toevoegen

Deelsessie 1 (3)

MC Michael Costantini (Guest)

MC Michael Costantini (Cisco)


ES Evelyn Vurens van Es Slavenburg (Guest)

Deelsessie 2 (1)


SM Study Mike (Guest)


Deelsessies starten

Verbonden




Michael Costantini (Cisco)







Dempen opheff...




Video stopp...




Delen




Opnemen




Deelsessies




...






...



...



...



Cisco Webex Meetings

Bestand Bewerken Delen

Spreker: Evelyn Vurens van



Evelyn Vurens van Es Slavenb

Toewijzingen deelsessie

⌚ Tijd deelsessie: 01:28


Niet toegewezen (0)


🔍 Zoeken

☐ Alles selecte... Verplaatsen na...

Deelsessie (2)

Deelsessie 1 (4) [Naam wijzigen](#)

 Evelyn Vurens van Es Slavenburg (Cisco)
Host, ik

 Evelyn Vurens van Es S

 MC Michael Costantini (Cis

 MC Michael Costantini (Gu

Deelsessie 2 (1)

 SM Study Mike (Guest)

⚙️ Instellingen  Uitzending

Alle deelsessies beëindigen

Iedereen dempen

Dempen van iedereen opheff...

 Dempen

 Video stopp...

 Delen

 Deelsessies

...



 Deelnemers

 Chat

...

Deelsessies worden afgesloten

Alle deelsessies worden over 54 seconden afgesloten. U keert automatisch terug naar de hoofdsessie.

OK

Alle deelsessies beëindigen

Wilt u alle deelsessies beëindigen? Alle deelnemers keren automatisch terug naar de hoofdvergadering.

Sessies beëindigen

Annuleren



Wat ziet de leerling in de video breakout-room?

Cisco Webex Meetings

Meeting Info | Deelsessie 1 | Connected

Speaking: Evelyn Vurens van Es Slave...

Participants (3)

You're currently connected to the **Deelsessie 1** session

Countdown: 00:44

Search

- MC Michael Costantini (Cisco) Me
- Evelyn Vurens van Es Slave... Host
- ES Evelyn Vurens van Es Slave...

Breakout sessions are closing

All breakout sessions will close in 45 seconds. You'll automatically return to the main meeting.

OK

Michael Costant... (Me)

Evelyn Vurens van Es...

Mute Stop video Share ...

Participants Chat ...

Sjabloon voor meerdere lessen

schoolnaam.webex.com

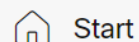


Neem deel aan een vergadering of zoek een vergadering, opname of transcriptie



Nederlands

Evelyn



Start



Vergaderingen



Opnamen



Voorkeuren



Insight



Ondersteuning



Downloads



Feedback

Webex Training

Webex Events

Webex Support

Een vergadering plannen

Vergaderingssjablonen

Les Duits



vergadering

Deelnemers kunnen vóór de starttijd verbinding maken met audio

Type vergadering

Webex Meetings Pro Meeting

* Thema van vergadering

Duits - Frau Vurens van Es

* Wachtwoord voor vergadering

HeuteDeutsch

Datum en tijd

maandag, 19 okt., 2020 15:05 Duur: 1 uur



(UTC+02:00) Amsterdam, Berlijn, Bern, Rome, Stockholm, Wenen



Herhaling

Herhalingspatroon

Wekelijks



Herhaling op Elke

1

week/weeken



zo



ma



di



wo



do



vr



za

Deelsessies



Deelsessies inschakelen

Alleen uitgenodigden



Vergadering beperken tot alleen uitgenodigde deelnemers

Ontgrendelde vergaderingen



Iedereen in uw organisatie kan altijd aan ontgrendelde vergaderingen deelnemen.

Wanneer de vergadering is ontgrendeld,



Gasten kunnen aan de vergadering deelnemen



Gasten wachten in de lobby totdat de host ze toelaat



Gasten kunnen niet deelnemen aan de vergadering

Automatisch vergrendelen



Mijn vergadering 5 minuten nadat deze is gestart automatisch vergrendelen.

Registratie



Geen



Registratie van deelnemer vereisen

E-mailherinnering

15



minuten voor de vergadering begint



WebEx Meetings Noise Reduction

WebEx kent twee noise reduction settings

- Moderate noise reduction (default)
- High noise reduction gebaseerd op AI (preview – GA november 2020)

*Breakout-sessie ervaren?
Of andere demo gewenst?*

Jvandenbrand@kinly.com en/of evurensv@cisco.com

